

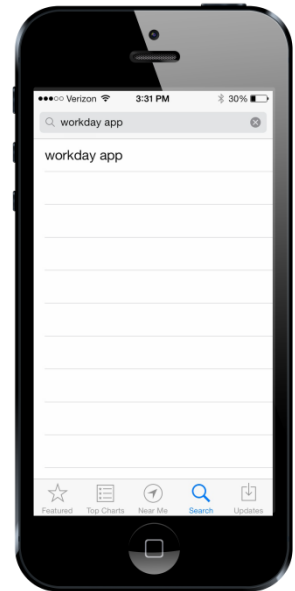
Install & Login to Workday for the iPhone & Android

Install Workday App

1. From the iPhone screen, tap the **App Store** app.




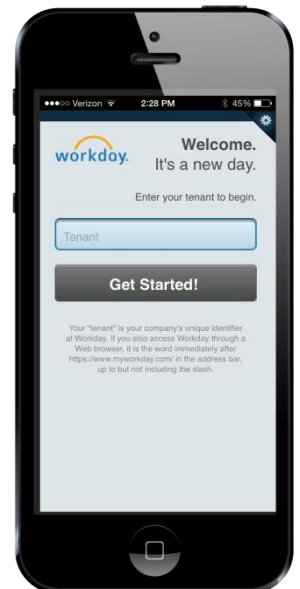
2. In the **Search** box, type “**Workday app**” and select Workday app from the list.



Note: The iPhone is shown. For Android Workday app users, **Steps 1-3** may vary.

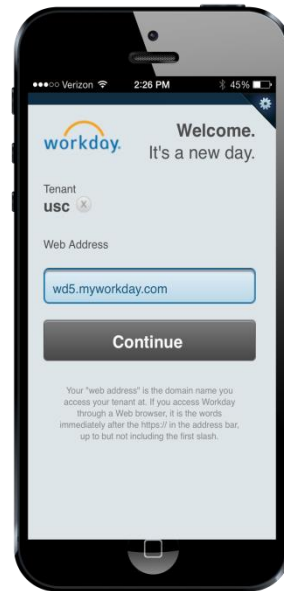
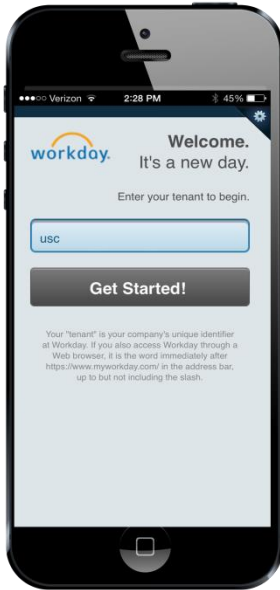
3. Tap the **Install** icon .

4. Once the download is complete, tap **OPEN** . The main Workday page displays.



Setup and Login

1. From the main Workday screen, tap in the **Tenant** field and type “**USC**” then tap **Get Started**.
2. Tap in the **Web Address** field and type “**wd5.myworkday.com**”. Tap **Continue**.
Note: This is a one-time action.



3. Tap **Sign In**. The USC login page displays.
4. Enter your USC NetID user name and password. Your Workday screen displays.

